



**Department  
of Health**

# **New York State Early Intervention**

## **General Services**

### **5 Year Comparison**

**(PY18-19, PY19-20, PY20-21, PY21-22, and PY22-23)**

EI Statewide Meeting

May 2-3, 2023

**NYS Early Intervention  
General Service Data  
5 Year Comparison  
PY 18-19, PY 19-20,  
PY 20-21, PY 21-22,  
and PY22-23**

## NYS Early Intervention General Service Data 5 Year Comparison

Total General Services	PY 2018-2019	PY 2019-2020	PY 2020-2021	PY 2021-2022	PY 2022-2023*
Rendering Providers	15,214	14,885	13,048	13,569	12,182
Services	7,034,095	6,200,344	5,684,024	6,486,673	3,185,665
Children	65,610	62,257	57,148	61,979	50,409
Services per Child	107.2	99.6	99.5	104.7	63.2

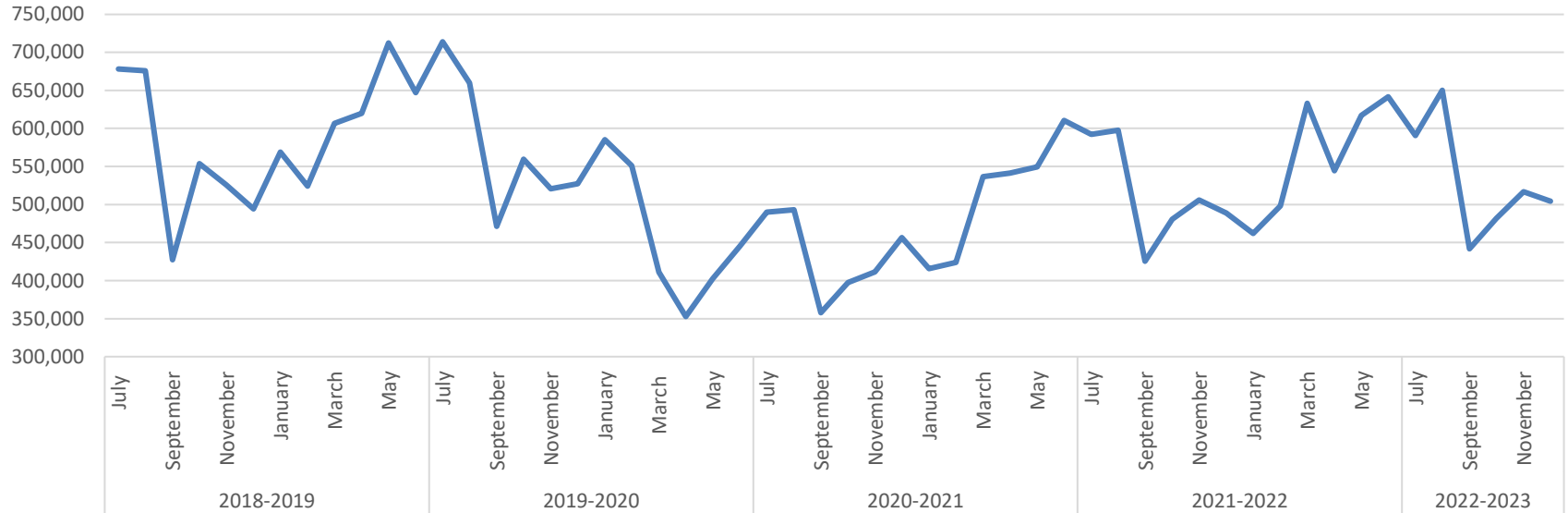
\*PY2022-2023 data was from July 1<sup>st</sup> 2022 – December 31<sup>st</sup> 2022.

# NYS Early Intervention General Service Data 5 Year Comparison

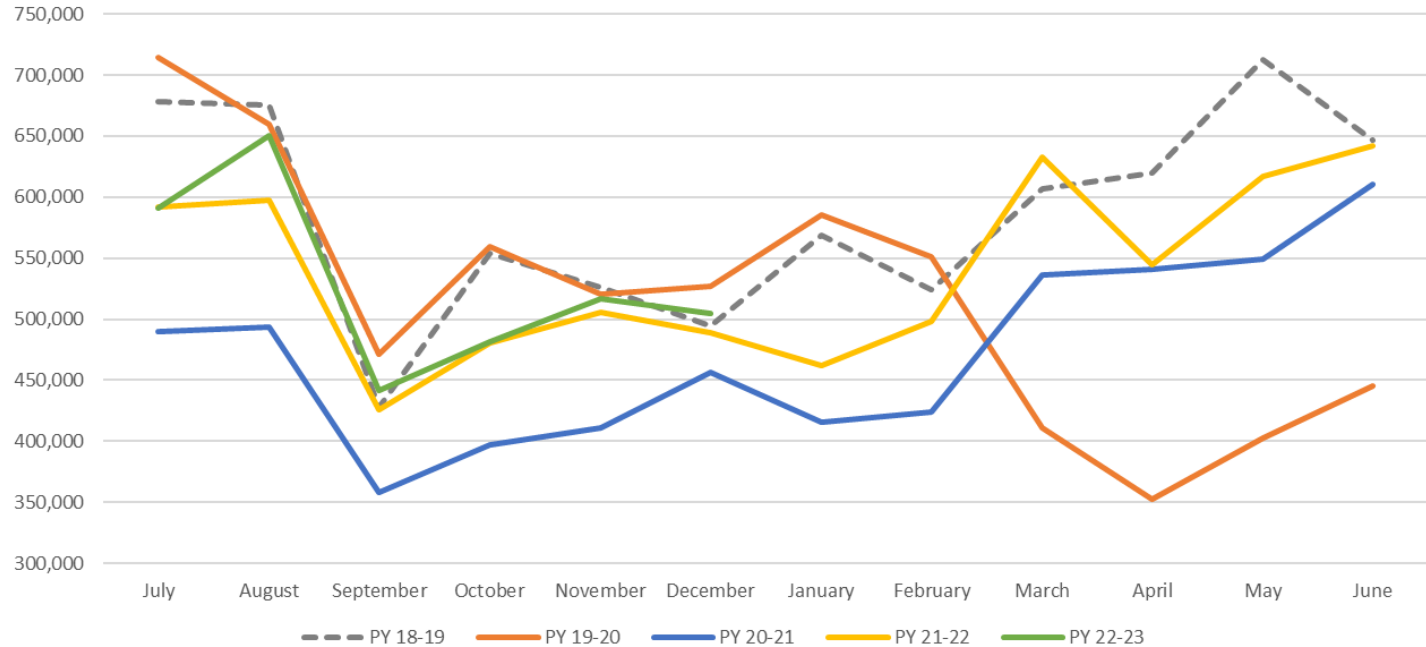
Date range	Data	Total	Special Instruction	Speech Language	Physical Therapy	Occupational Therapy	Group	Family Training	Social Work	Vision	Nutrition	Assistive Technology	Family Counseling	Audiology	Family Support	Nursing	Psychology
7/1/2018-6/30/2019	Rendering Provider	15,214	6,604	4,422	1,641	2,246	790	2,506	259	83	28	146	17	19	17	11	0
7/1/2018-6/30/2019	Services	7,034,095	2,780,283	1,968,494	897,544	800,002	509,500	41,563	15,550	11,410	5,089	2,649	1,046	513	151	301	0
7/1/2018-6/30/2019	Children	65,610	36,887	50,188	23,557	23,952	7,605	3,464	1,659	387	589	754	82	148	23	6	0
7/1/2018-6/30/2019	Services/Child	107.2	75.4	39.2	38.1	33.4	67	12	9.4	29.5	8.6	3.5	12.8	3.5	6.6	50.2	N/A
7/1/2019-6/30/2020	Rendering Provider	14,885	6,563	4,235	1,587	2,334	712	2,124	244	74	25	123	18	17	20	1	2
7/1/2019-6/30/2020	Services	6,200,344	2,595,757	1,729,338	753,685	694,351	362,772	34,363	12,841	10,021	3,843	1,897	756	435	266	16	3
7/1/2019-6/30/2020	Children	62,257	35,803	48,342	21,740	23,669	7,007	3,162	1,459	368	509	637	62	126	27	1	3
7/1/2019-6/30/2020	Services/Child	99.6	72.5	35.8	34.7	29.3	51.8	10.9	8.8	27.2	7.6	3	12.2	3.5	9.9	16	1
7/1/2020-6/30/2021	Rendering Provider	13,048	5,731	3,844	1,420	2,091	293	1,756	223	61	24	119	12	21	13	0	2
7/1/2020-6/30/2021	Services	5,684,024	2,586,586	1,602,797	674,051	629,587	134,566	30,343	10,595	8,685	3,815	1,947	435	477	91	0	49
7/1/2020-6/30/2021	Children	57,148	32,315	44,395	18,196	20,412	1,884	2,571	1,050	273	444	561	45	141	14	0	7
7/1/2020-6/30/2021	Services/Child	99.5	80	36.1	37	30.8	71.4	11.8	10.1	31.8	8.6	3.5	9.7	3.4	6.5	N/A	7
7/1/2021-6/30/2022	Rendering Provider	13,569	6,090	3,952	1,372	2,158	525	1,947	221	57	25	114	11	20	9	0	1
7/1/2021-6/30/2022	Services	6,486,673	2,864,741	1,788,386	692,003	725,858	350,320	37,196	11,910	7,881	4,418	2,501	861	461	90	0	47
7/1/2021-6/30/2022	Children	61,979	35,415	48,230	19,217	23,303	4,673	3,104	1,184	264	489	615	59	145	15	0	6
7/1/2021-6/30/2022	Services/Child	104.7	80.9	37.1	36	31.1	75	12	10.1	29.9	9	4.1	14.6	3.2	6	N/A	7.8
7/1/2022-12/31/2022	Rendering Provider	12,182	5,398	3,557	1,251	1,899	491	1,391	137	50	20	80	9	19	6	1	2
7/1/2022-12/31/2022	Services	3,185,665	1,399,159	869,374	342,127	356,511	188,941	17,026	5,636	3,173	1,848	1,194	391	198	49	30	8
7/1/2022-12/31/2022	Children	50,409	27,977	38,199	15,464	18,845	4,658	2,395	828	189	348	433	41	103	11	2	3
7/1/2022-12/31/2022	Services/Child	63.2	50	22.8	22.1	18.9	40.6	7.1	6.8	16.8	5.3	2.8	9.5	1.9	4.5	15	2.7

# NYS Early Intervention General Service Monthly Trend

## NYS EI General Services Rendered by Month PY18-19 through PY22-23 (NYEIS data as of 03/27/2023)

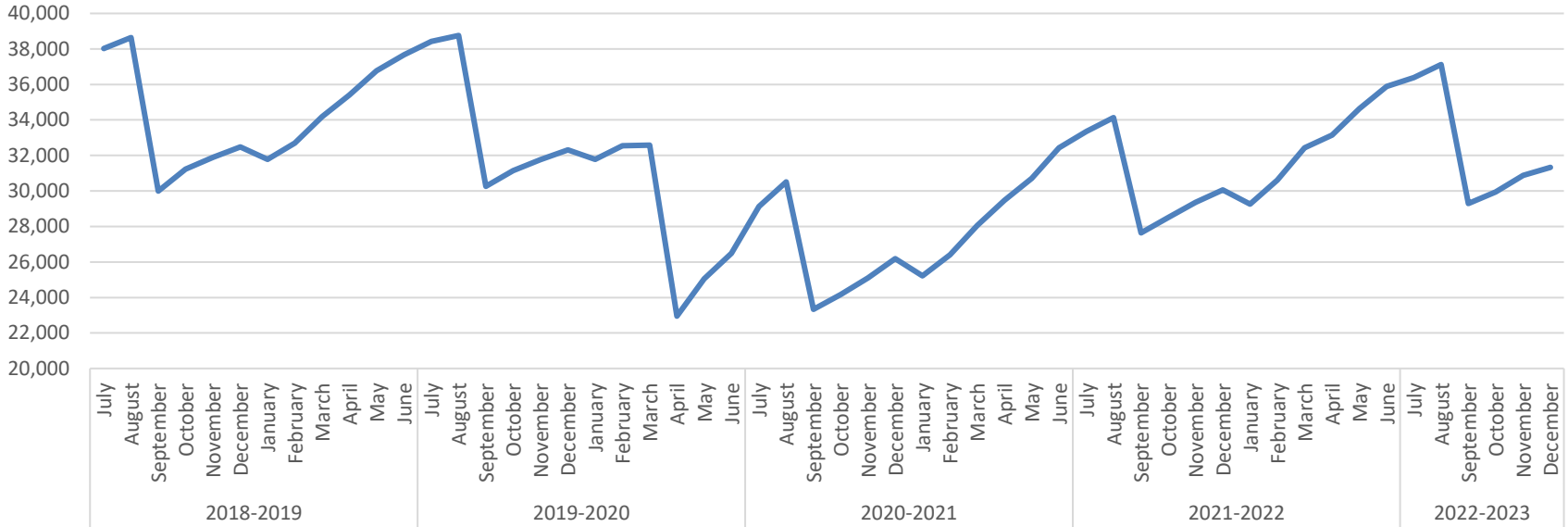


## NYS EI General Services Rendered by Month PY18-19 through PY22-23 (NYEIS data as of 03/27/2023)



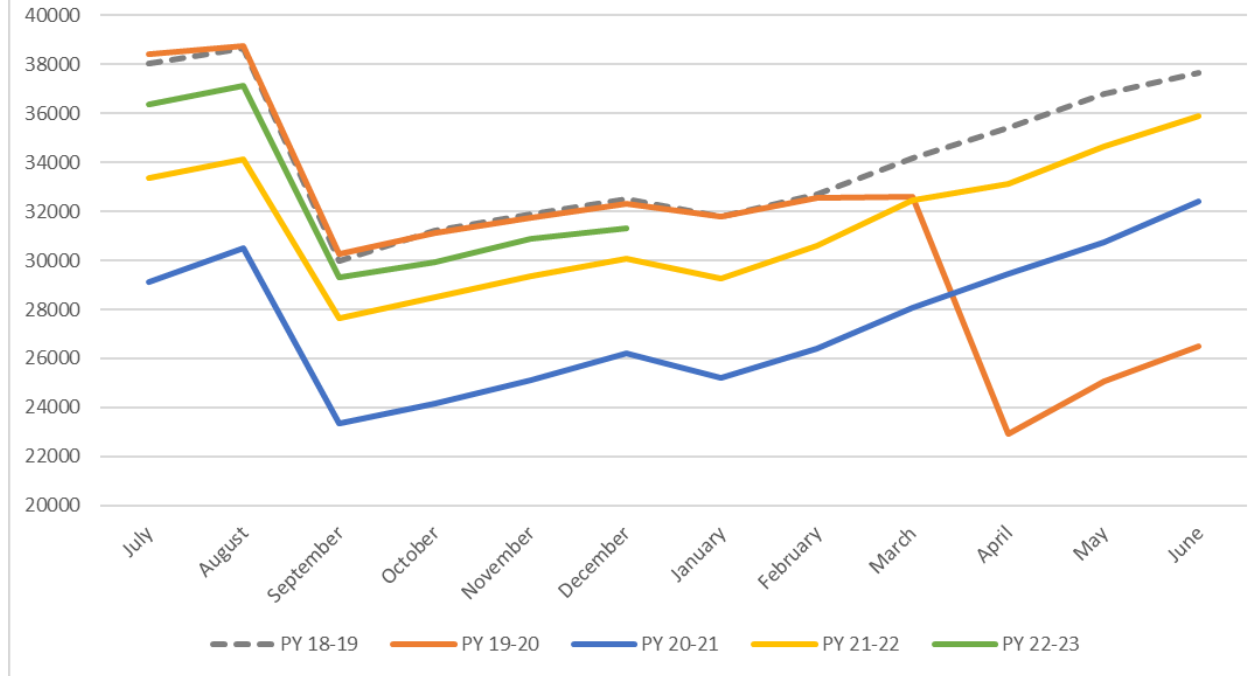
Early Intervention (EI) general services include Special Instruction, Speech Language Pathology, Physical Therapy (PT), Occupational Therapy (OT), Group, Family Training, Social Work, Vision, Nutrition, Assistive Technology, Family Counseling, Audiology, Nursing, Psychology and Family Support. Services are reported by provider claims approved in the New York Early Intervention System (NYEIS).

## NYS Children Who Received EI General Services by Month PY18-19 through PY22-23 (NYEIS data as of 3/27/2023)



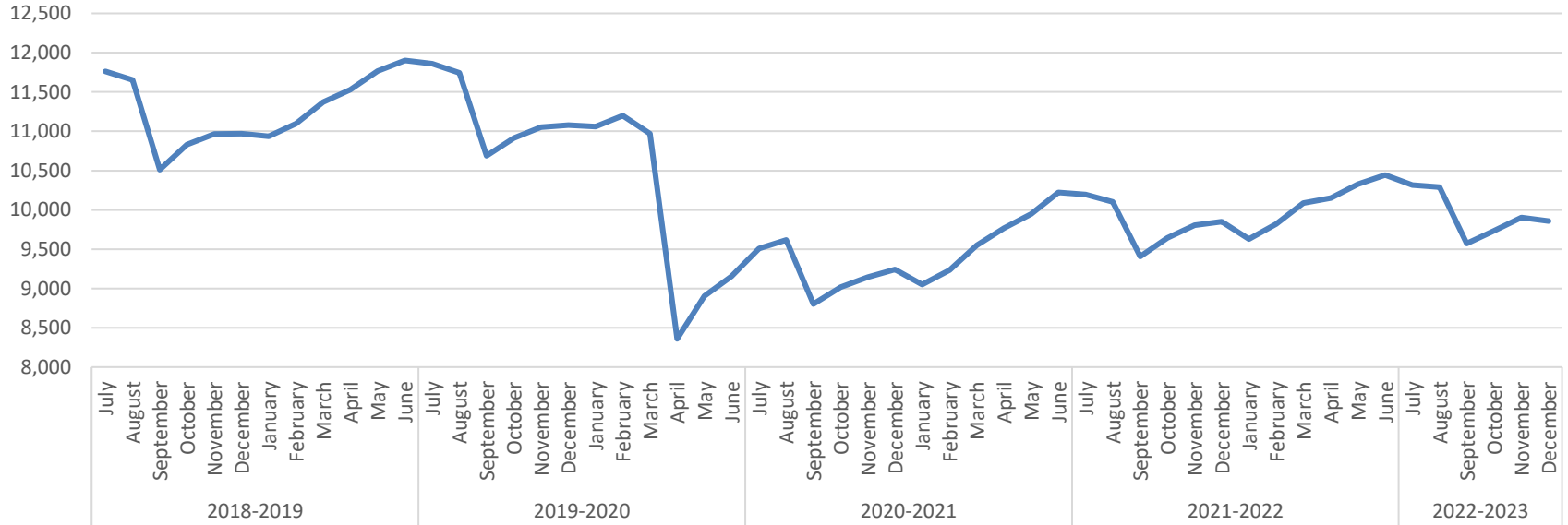


### NYS Children Who Received EI General Services by Month PY18-19 through PY22-23 (NYEIS data as of 03/27/2023)

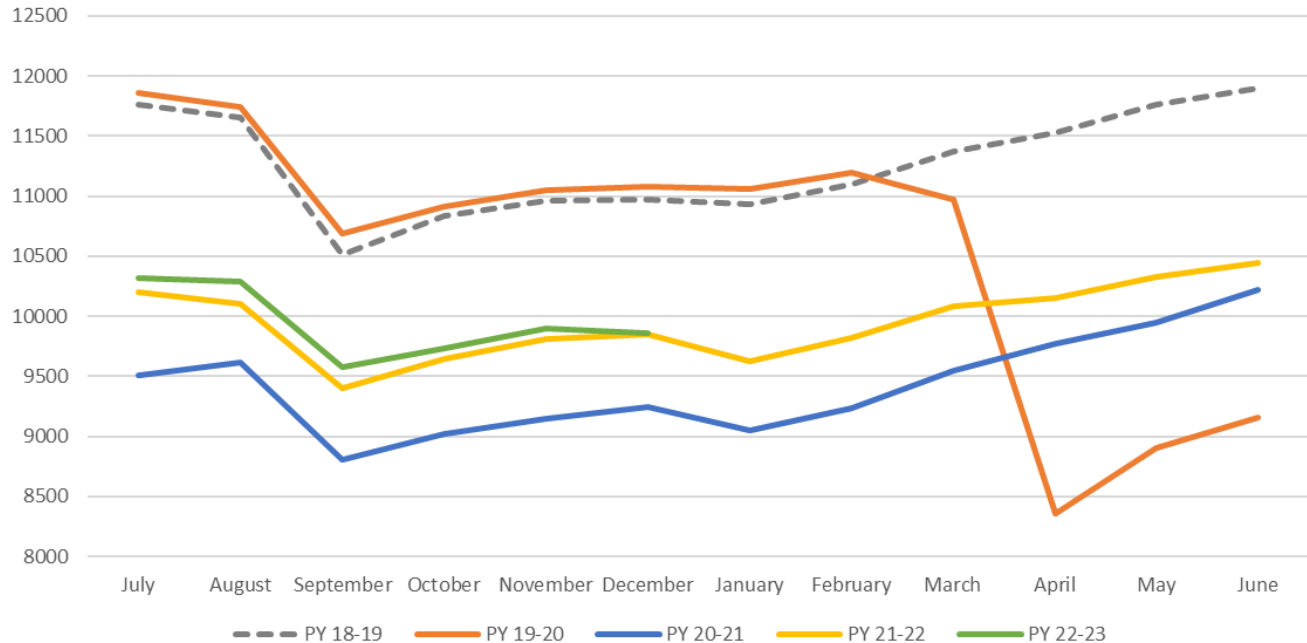


Early Intervention (EI) general services include Special Instruction, Speech Language Pathology, Physical Therapy (PT), Occupational Therapy (OT), Group, Family Training, Social Work, Vision, Nutrition, Assistive Technology, Family Counseling, Audiology, Nursing, Psychology and Family Support. Services are reported by provider claims approved in the New York Early Intervention System (NYEIS).

### Providers Rendering EI General Services by Month PY18-19 through PY22-23 (NYEIS data as of 03/27/2023)

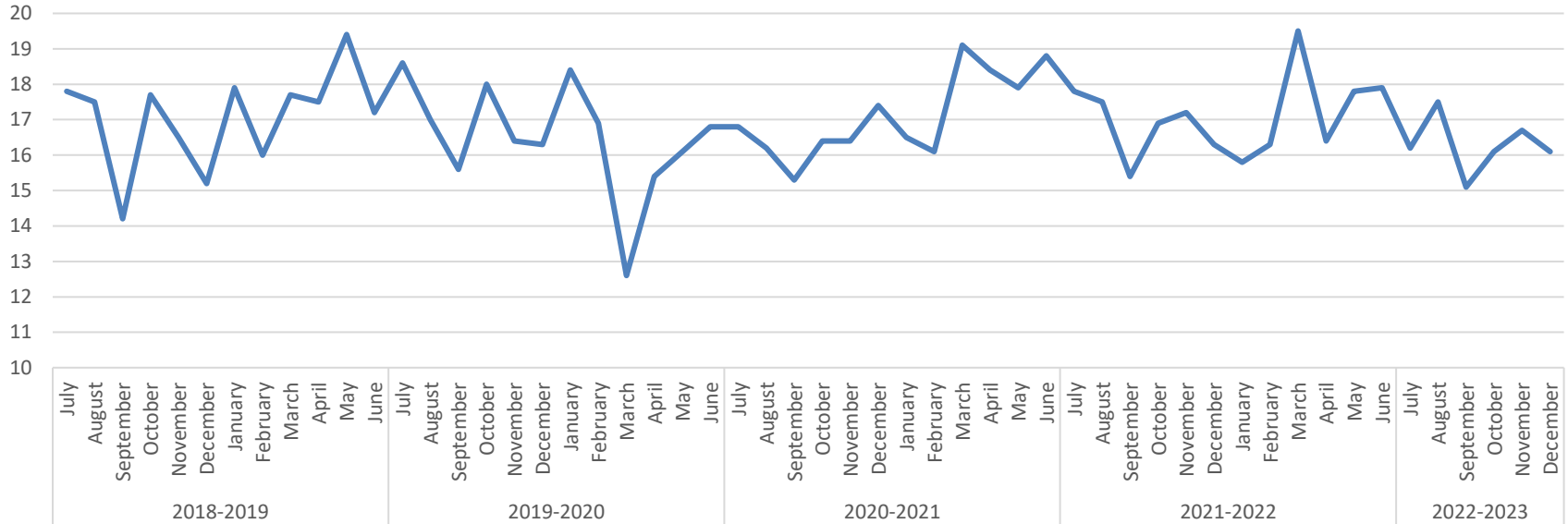


## Providers Rendering EI General Services by Month PY18-19 through PY22-23 (NYEIS data as of 03/27/2023)

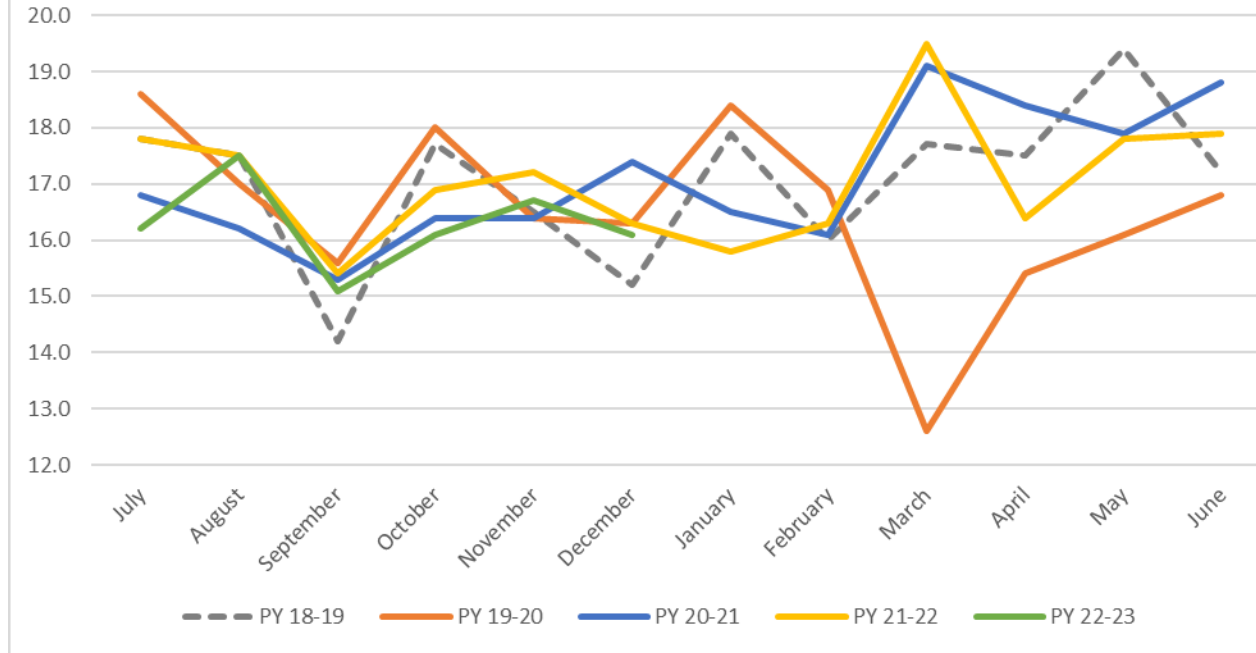


Early Intervention (EI) general services include Special Instruction, Speech Language Pathology, Physical Therapy (PT), Occupational Therapy (OT), Group, Family Training, Social Work, Vision, Nutrition, Assistive Technology, Family Counseling, Audiology, Nursing, Psychology and Family Support. Services are reported by provider claims approved in the New York Early Intervention System (NYEIS).

### NYS EI General Services Per Child by Month PY18-19 through PY22-23 (NYEIS data as of 03/27/2023)

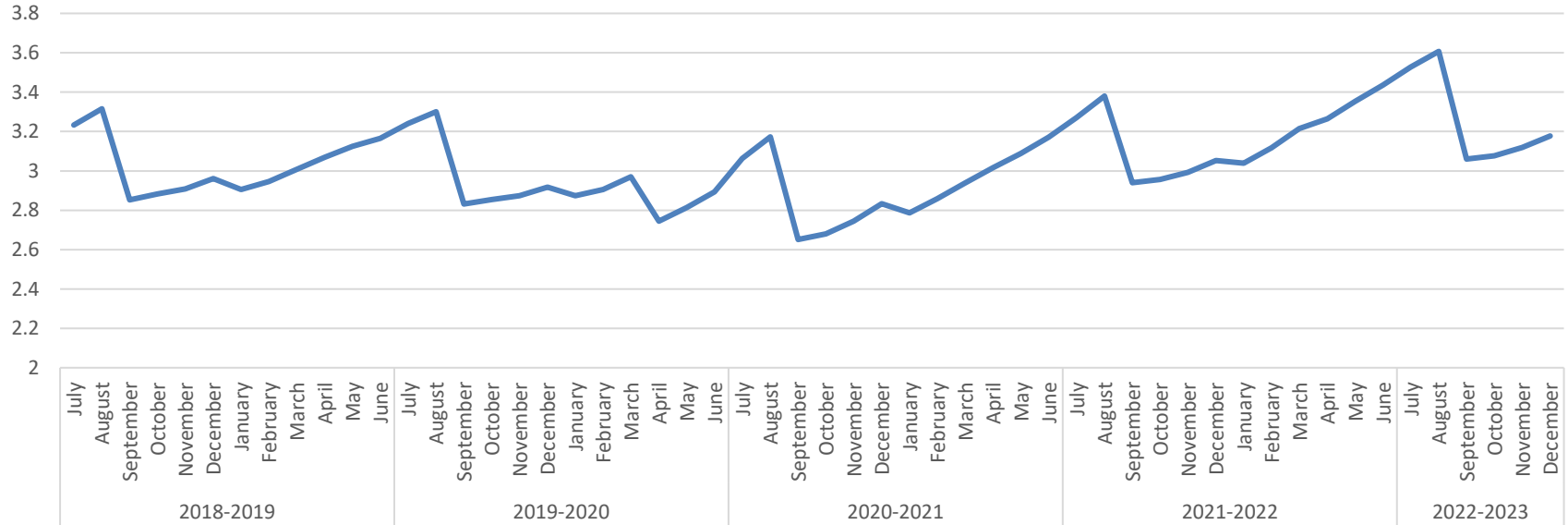


**NYS EI General Services Per Child by Month PY18-19 through  
PY22-23 (NYEIS data as of 03/27/2023)**

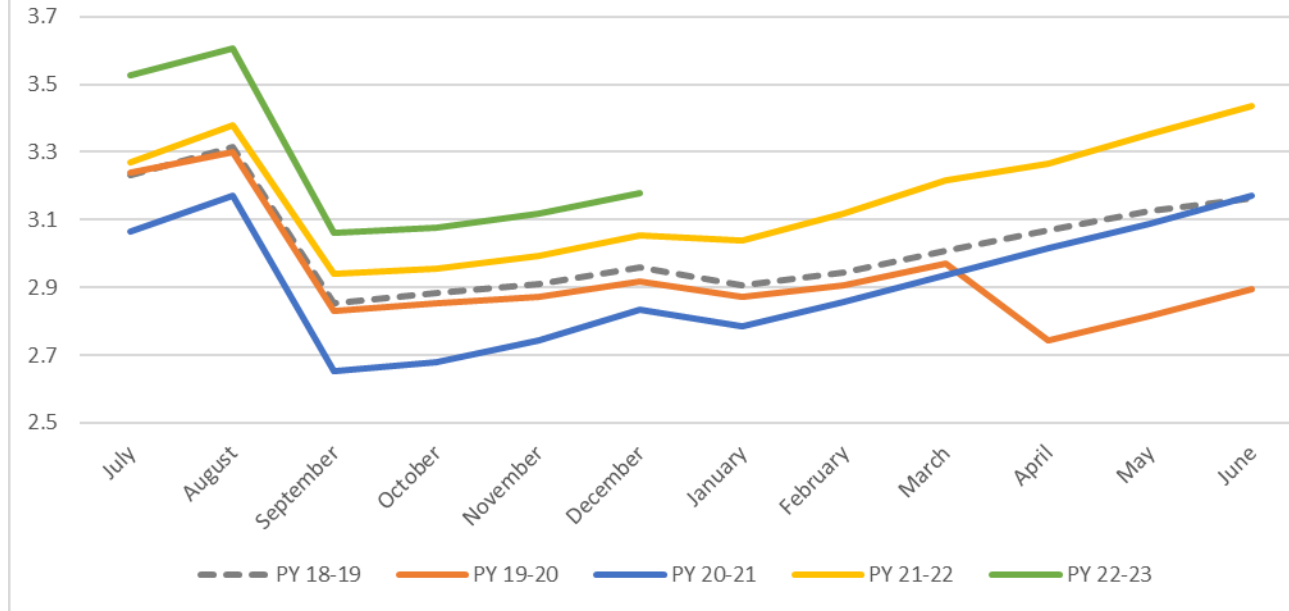


Early Intervention (EI) general services include Special Instruction, Speech Language Pathology, Physical Therapy (PT), Occupational Therapy (OT), Group, Family Training, Social Work, Vision, Nutrition, Assistive Technology, Family Counseling, Audiology, Nursing, Psychology and Family Support. Services are reported by provider claims approved in the New York Early Intervention System (NYEIS).

## NYS Children Per Provider by Month PY18-19 through PY22-23 (NYEIS data as of 03/27/2023)

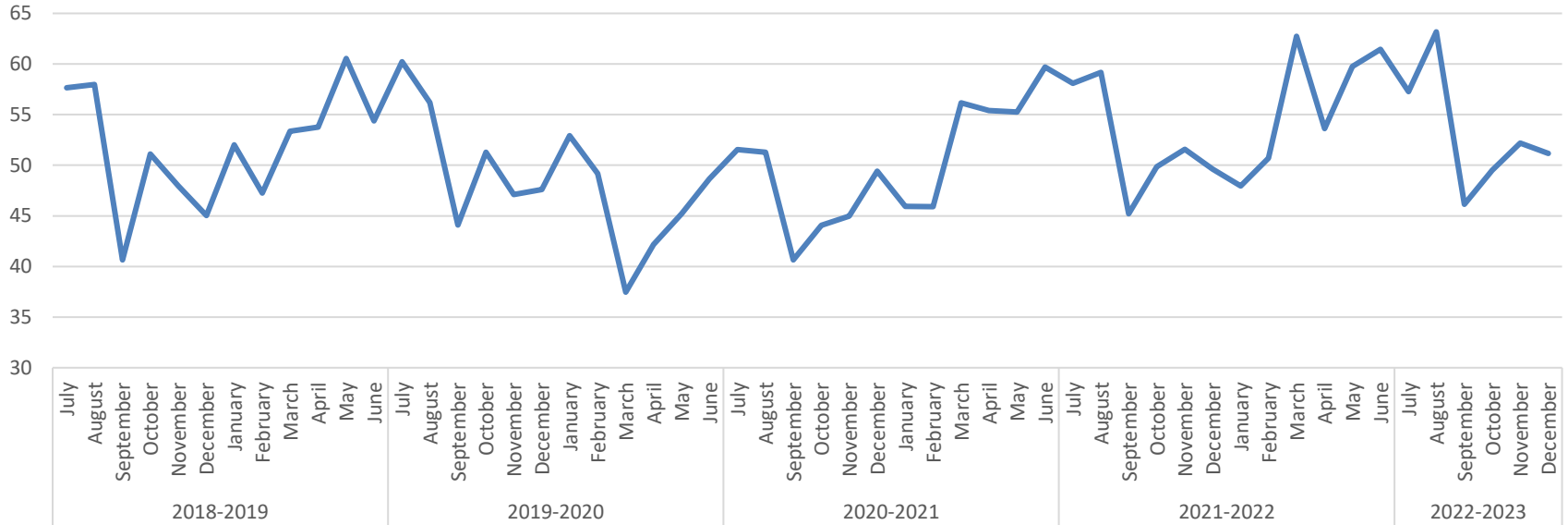


## NYS Children Per Provider by Month PY18-19 through PY22-23 (NYEIS data as of 03/27/2023)



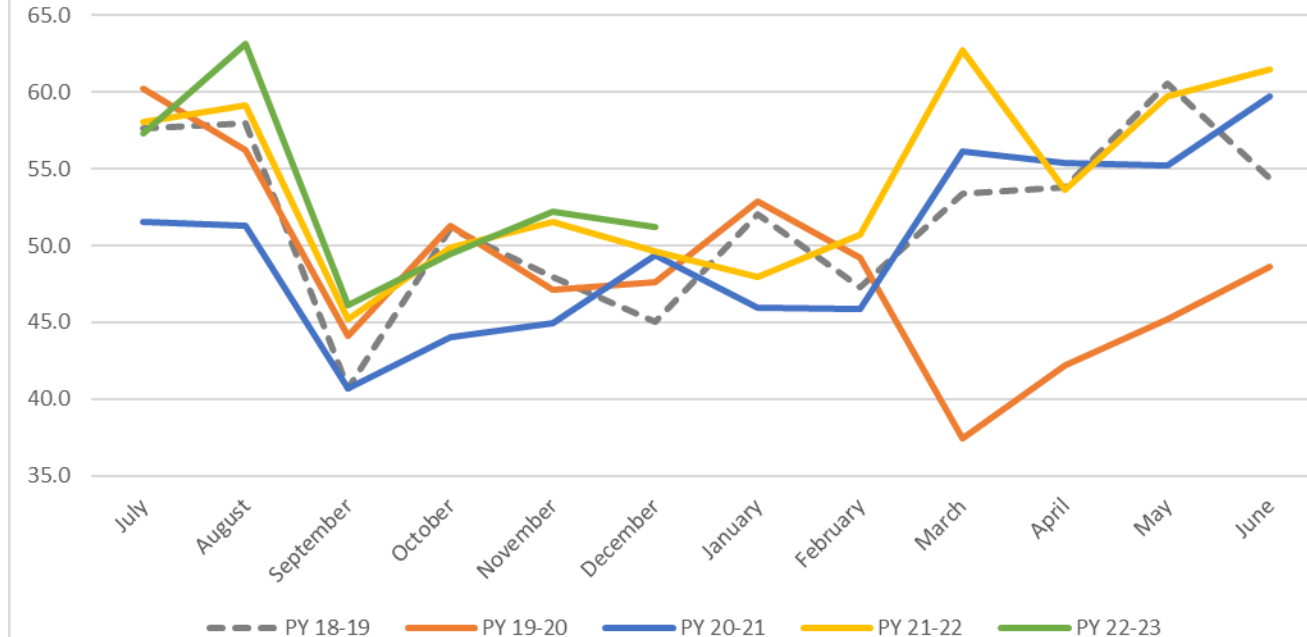
Early Intervention (EI) general services include Special Instruction, Speech Language Pathology, Physical Therapy (PT), Occupational Therapy (OT), Group, Family Training, Social Work, Vision, Nutrition, Assistive Technology, Family Counseling, Audiology, Nursing, Psychology and Family Support. Services are reported by provider claims approved in the New York Early Intervention System (NYEIS).

### NYS EI General Services Per Provider by Month PY18-19 through PY22-23 (NYEIS data as of 03/27/2023)





### NYS EI General Services Per Provider by Month PY18-19 through PY22-23 (NYEIS data as of 03/27/2023)



Early Intervention (EI) general services include Special Instruction, Speech Language Pathology, Physical Therapy (PT), Occupational Therapy (OT), Group, Family Training, Social Work, Vision, Nutrition, Assistive Technology, Family Counseling, Audiology, Nursing, Psychology and Family Support. Services are reported by provider claims approved in the New York Early Intervention System (NYEIS).