



Department
of Health

New York State Early Intervention General Services 4 Year Comparison (PY 18-19, PY19-20, PY20-21 and PY21-22)

El Statewide Meeting

October 19-20, 2022

**NYS Early Intervention
General Service Data
4 Year Comparison
PY 18-19, PY 19-20,
PY 20-21 and PY 21-22**

NYS Early Intervention General Service Data 4 Year Comparison

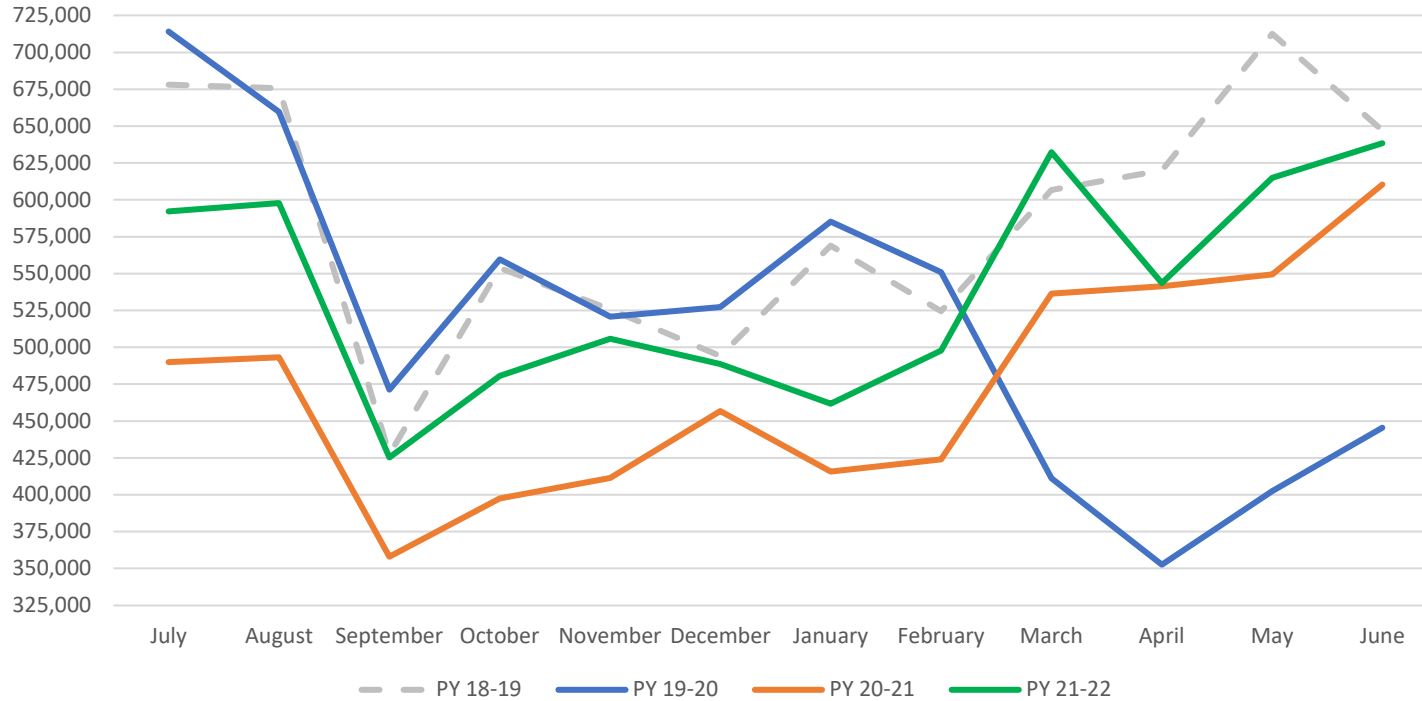
Total General Services	PY 2018-2019	PY 2019-2020	PY 2020-2021	PY 2021-2022
Rendering Providers	15,216	14,886	13,053	13,590
Services	7,034,109	6,200,373	5,683,951	6,478,986
Children	65,610	62,257	57,148	61,960
Services per Child	107.2	99.6	99.5	104.6

NYS Early Intervention General Service Data 4 Year Comparison

date_range	Data	total	Special Instruction	Speech Language	Physical Therapy	Occupational Therapy	Group	Family Training	Social Work	Vision	Nutrition	Assistive Technology	Family Counseling	Audiology	Family Support	Nursing	Psychology
7/1/2018-6/30/2019	Rendering Provider	15,216	6,605	4,423	1,641	2,246	790	2,506	259	83	28	146	17	19	17	11	0
7/1/2018-6/30/2019	Services	7,034,109	2,780,283	1,968,489	897,544	800,014	509,500	41,563	15,557	11,410	5,089	2,649	1,046	513	151	301	0
7/1/2018-6/30/2019	Children	65,610	36,887	50,188	23,557	23,952	7,605	3,464	1,659	387	589	754	82	148	23	6	0
7/1/2018-6/30/2019	Services/Child	107.2	75.4	39.2	38.1	33.4	67.0	12.0	9.4	29.5	8.6	3.5	12.8	3.5	6.6	50.2	N/A
7/1/2019-6/30/2020	Rendering Provider	14,886	6,564	4,235	1,587	2,334	712	2,124	244	74	25	123	18	17	20	1	2
7/1/2019-6/30/2020	Services	6,200,373	2,595,757	1,729,366	753,687	694,350	362,772	34,363	12,841	10,021	3,843	1,897	756	435	266	16	3
7/1/2019-6/30/2020	Children	62,257	35,803	48,342	21,740	23,669	7,007	3,162	1,459	368	509	637	62	126	27	*	*
7/1/2019-6/30/2020	Services/Child	99.6	72.5	35.8	34.7	29.3	51.8	10.9	8.8	27.2	7.6	3.0	12.2	3.5	9.9	*	*
7/1/2020-6/30/2021	Rendering Provider	13,053	5,733	3,846	1,421	2,091	293	1,755	223	61	24	119	12	21	13	0	2
7/1/2020-6/30/2021	Services	5,683,951	2,586,589	1,602,735	674,066	629,569	134,566	30,340	10,595	8,685	3,807	1,947	435	477	91	0	49
7/1/2020-6/30/2021	Children	57,148	32,315	44,395	18,197	20,415	1,884	2,571	1,050	273	444	561	45	141	14	0	7
7/1/2020-6/30/2021	Services/Child	99.5	80.0	36.1	37.0	30.8	71.4	11.8	10.1	31.8	8.6	3.5	9.7	3.4	6.5	N/A	7.0
7/1/2021-6/30/2022	Rendering Provider	13,590	6,101	3,957	1,375	2,161	524	1,943	220	57	25	113	11	20	9	0	1
7/1/2021-6/30/2022	Services	6,478,986	2,862,642	1,785,247	691,419	725,171	349,232	37,155	11,897	7,871	4,396	2,497	861	461	90	0	47
7/1/2021-6/30/2022	Children	61,960	35,403	48,191	19,212	23,288	4,673	3,102	1,183	264	489	614	59	145	15	0	6
7/1/2021-6/30/2022	Services/Child	104.6	80.9	37.0	36.0	31.1	74.7	12.0	10.1	29.8	9.0	4.1	14.6	3.2	6.0	N/A	7.8

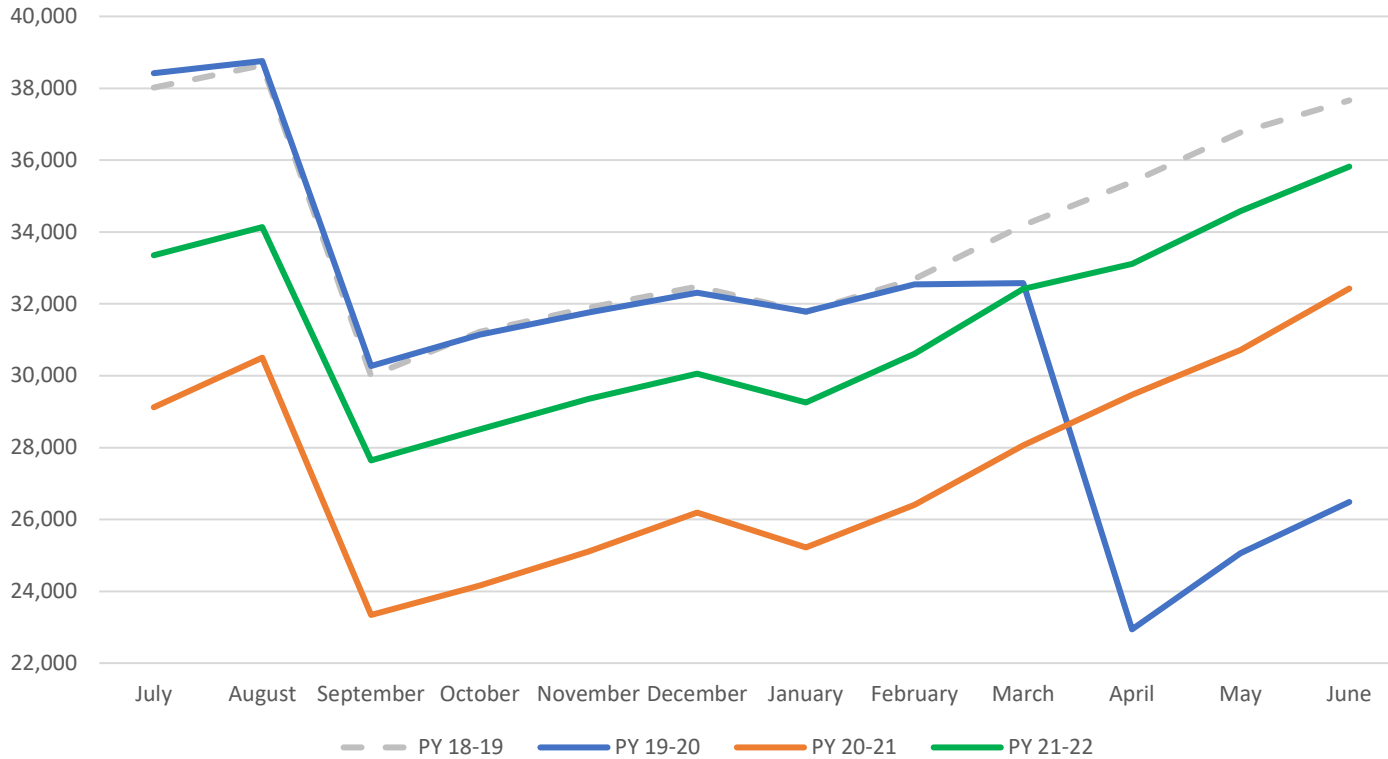
NYS Early Intervention General Service Monthly Trend

NYS EI General Services Rendered by Month PY18-19 through PY21-22 (NYEIS data as of 10/10/2022)



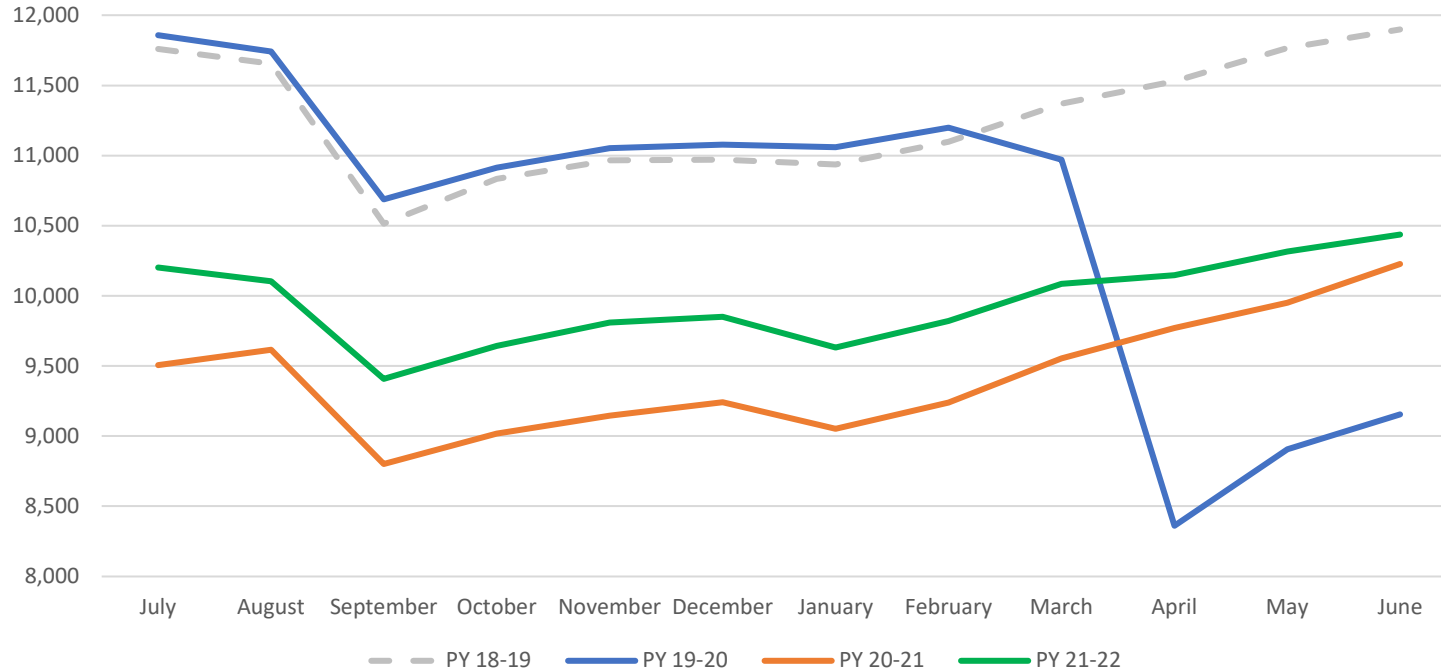
Early Intervention (EI) general services include Special Instruction, Speech Language Pathology, Physical Therapy (PT), Occupational Therapy (OT), Group, Family Training, Social Work, Vision, Nutrition, Assistive Technology, Family Counseling, Audiology, Nursing, Psychology and Family Support. Services are reported by provider claims approved in the New York Early Intervention System (NYEIS).

NYS Children Who Received EI General Services by Month PY18-19 through PY21-22



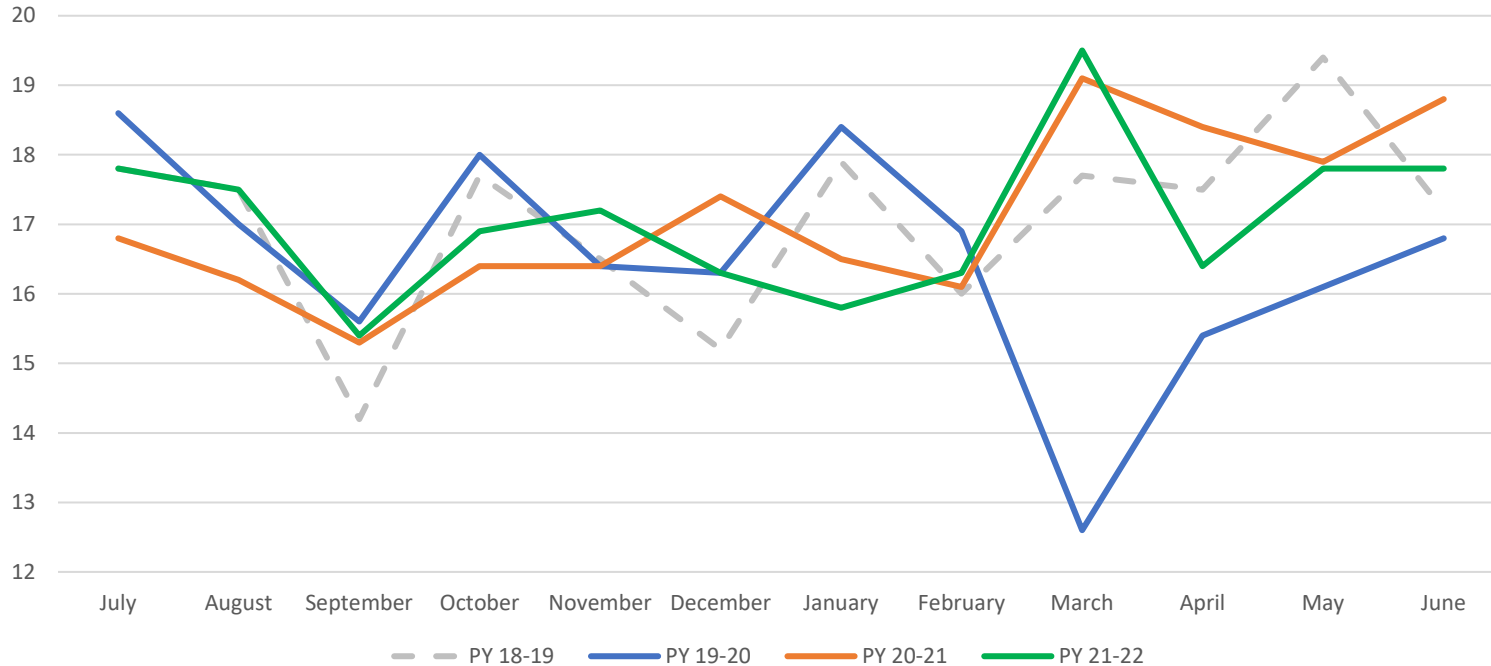
Early Intervention (EI) general services include Special Instruction, Speech Language Pathology, Physical Therapy (PT), Occupational Therapy (OT), Group, Family Training, Social Work, Vision, Nutrition, Assistive Technology, Family Counseling, Audiology, Nursing, Psychology and Family Support. Services are reported by provider claims approved in the New York Early Intervention System (NYEIS).

Providers Rendering EI General Services by Month PY18-19 through PY21-22 (NYEIS data as of 10/10/2022)



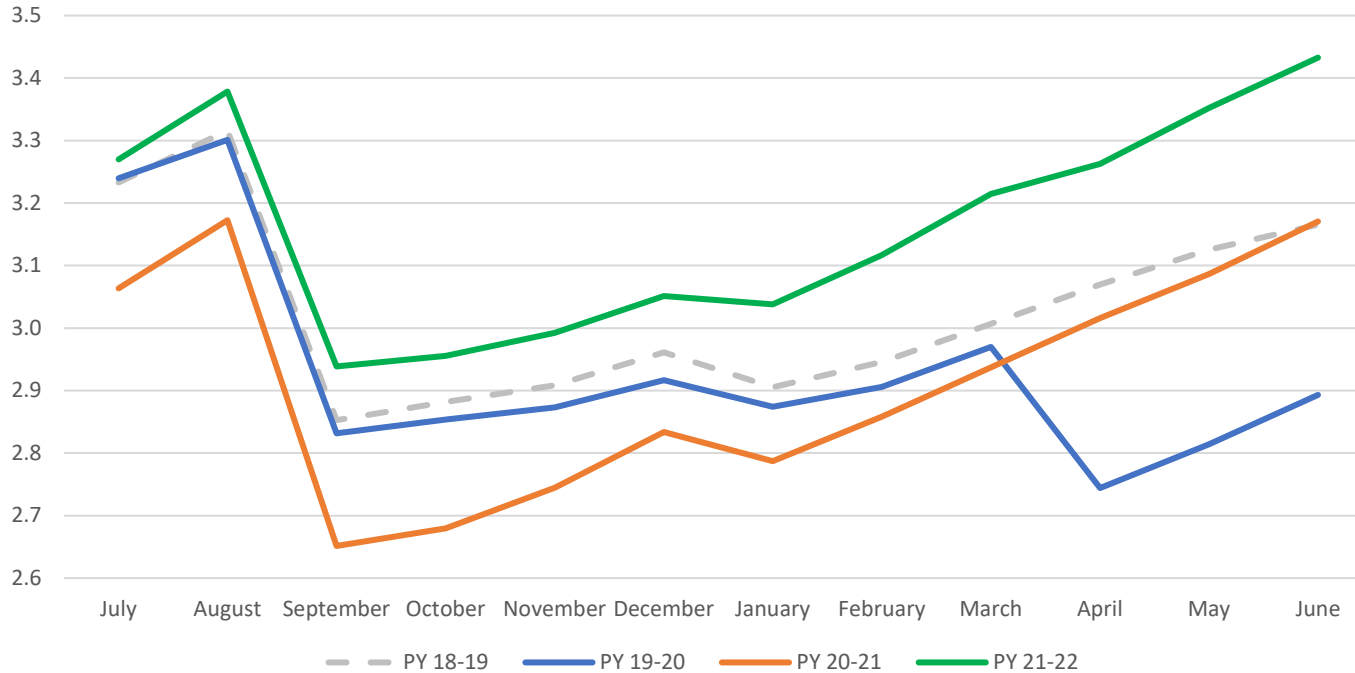
Early Intervention (EI) general services include Special Instruction, Speech Language Pathology, Physical Therapy (PT), Occupational Therapy (OT), Group, Family Training, Social Work, Vision, Nutrition, Assistive Technology, Family Counseling, Audiology, Nursing, Psychology and Family Support. Services are reported by provider claims approved in the New York Early Intervention System (NYEIS).

NYS EI General Services Per Child by Month PY18-19 through PY21-22 (NYEIS data as of 10/10/2022)



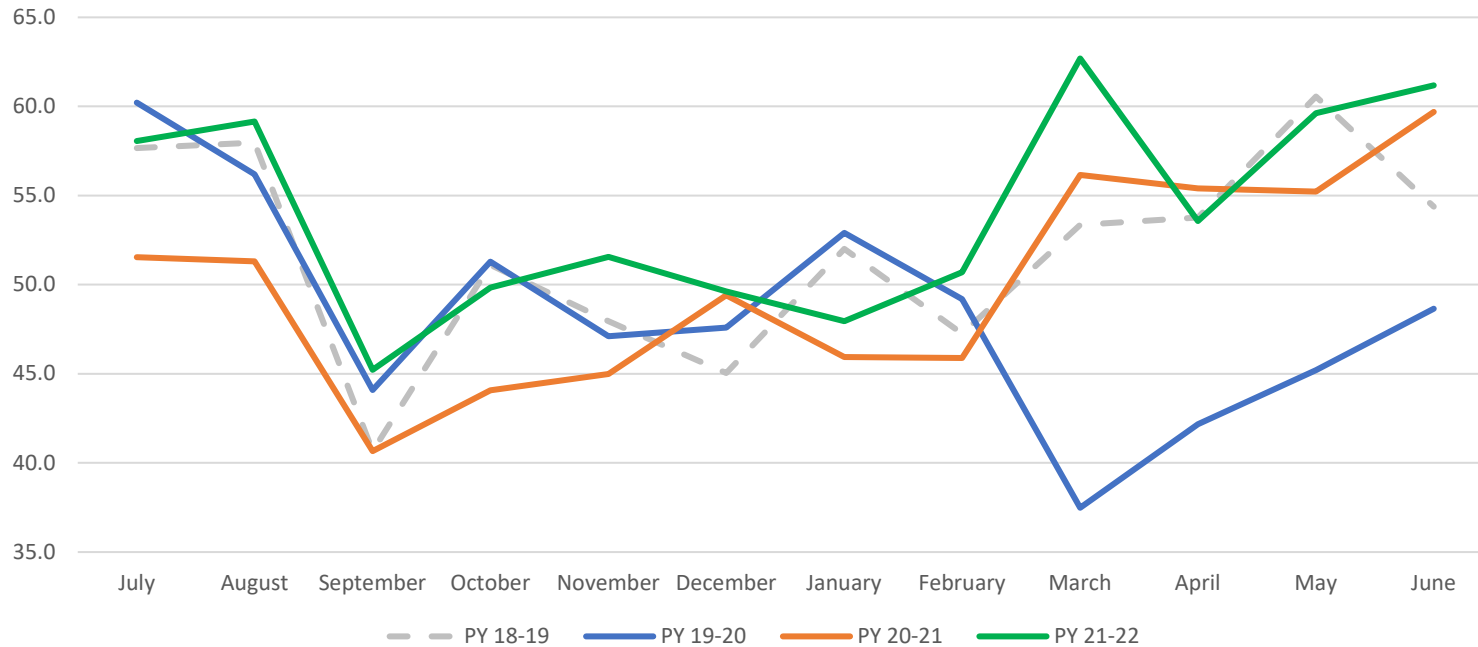
Early Intervention (EI) general services include Special Instruction, Speech Language Pathology, Physical Therapy (PT), Occupational Therapy (OT), Group, Family Training, Social Work, Vision, Nutrition, Assistive Technology, Family Counseling, Audiology, Nursing, Psychology and Family Support. Services are reported by provider claims approved in the New York Early Intervention System (NYEIS).

NYS Children Per Provider by Month PY18-19 through PY21-22 (NYEIS data as of 10/10/2022)



Early Intervention (EI) general services include Special Instruction, Speech Language Pathology, Physical Therapy (PT), Occupational Therapy (OT), Group, Family Training, Social Work, Vision, Nutrition, Assistive Technology, Family Counseling, Audiology, Nursing, Psychology and Family Support. Services are reported by provider claims approved in the New York Early Intervention System (NYEIS).

NYS EI General Services Per Provider by Month PY18-19 through PY21-22 (NYEIS data as of 10/10/2022)



Early Intervention (EI) general services include Special Instruction, Speech Language Pathology, Physical Therapy (PT), Occupational Therapy (OT), Group, Family Training, Social Work, Vision, Nutrition, Assistive Technology, Family Counseling, Audiology, Nursing, Psychology and Family Support. Services are reported by provider claims approved in the New York Early Intervention System (NYEIS).